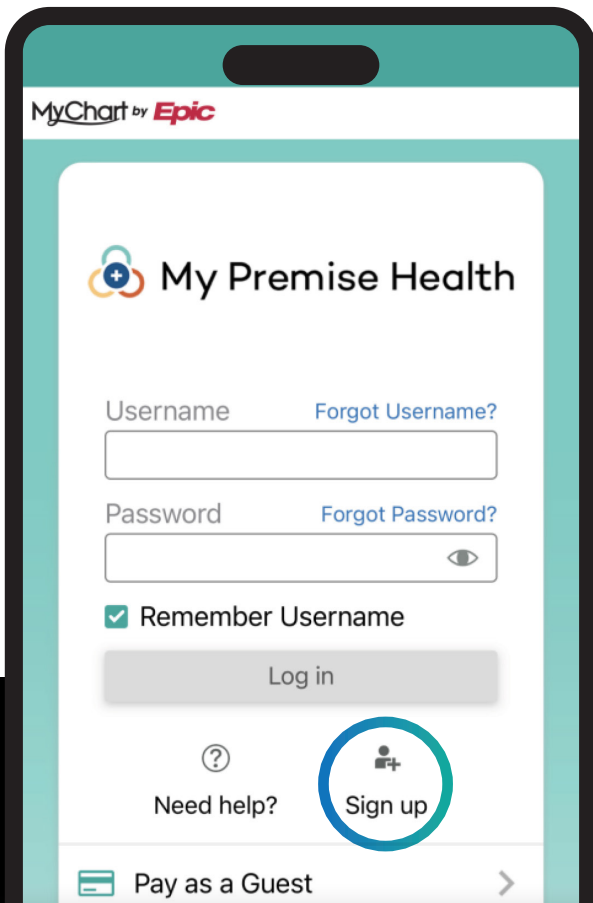




Sign up and get started in minutes.

Meet My Premise Health, your secure member portal. It helps you schedule appointments, message your provider, view lab results and so much more. Everything you need is in one place – now that’s convenient.



Follow these steps:



1 Open the My Premise Health app or visit mypremisehealth.com and select “Sign Up.”



2 To begin the process, complete the required fields on the **activation page** or select “Sign up online.” You’ll be asked to confirm your identity through a third-party verification system.



3 Secure your account by setting up two factor authentication. Select “Get Started” and enter your contact information. Continue, and enter the one-time security code you received via text or email, then select, “Verify.”




4 Create a unique username and password for your member portal. Enter your date of birth and email address, then click, “Submit.”



5 Read the terms of service and select, “Accept.”



Your account activation is now complete!




Get started today.

Sign up for your account on the My Premise Health app or online at mypremisehealth.com.



Need help?

We may need to send you an activation link to get started. For assistance, contact the Swagelok Health Clinic at **(440) 658-3518** or visit mypremisehealth.com to contact support.



© 2025 Premise Health. All rights reserved.

The My Premise Health App is powered by MyChart® licensed from Epic Systems Corporation, © 1999 – 2025.